


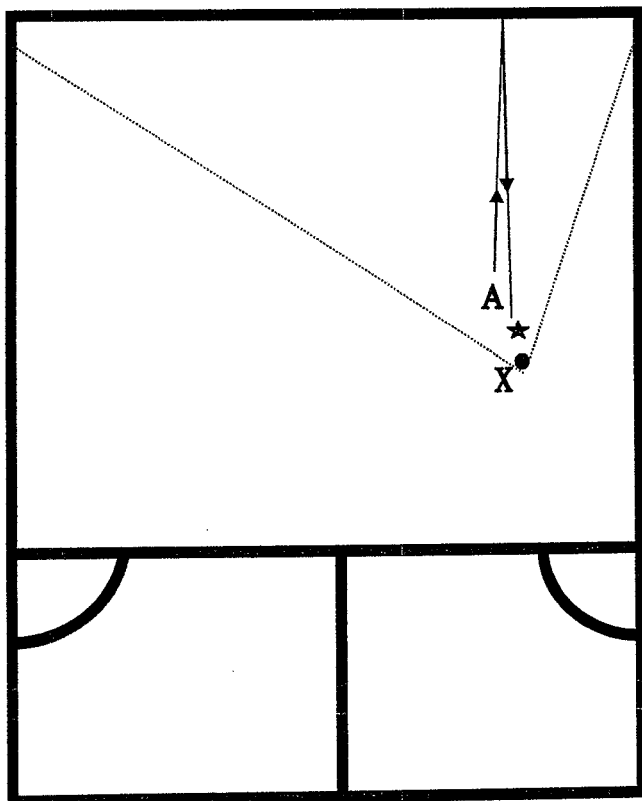
DOUBLES RULES

Tips for Players

SQUASH
CANADA



HEY! WHAT HAPPENS WHEN YOU HIT YOUR OPPONENT WITH THE BALL?



The striker, player 'X', is entitled to hit the ball to any part of the front wall and the sidewalls near the front wall. Imagine a triangle formed between the ball and the front corners of the court, and the sidewalls near the front wall (dotted lines). Player 'A' does not clear the triangle and player 'X' hits 'A' with the ball. The ball is going directly to the front wall and was not played off the back wall.


Player 'X' is awarded the point.

NOTE: Player 'X' should not hit the ball but ask for a let since s/he will be awarded a point because player 'A' is in the triangle, a winning situation for player 'X'.

DOUBLES RULES

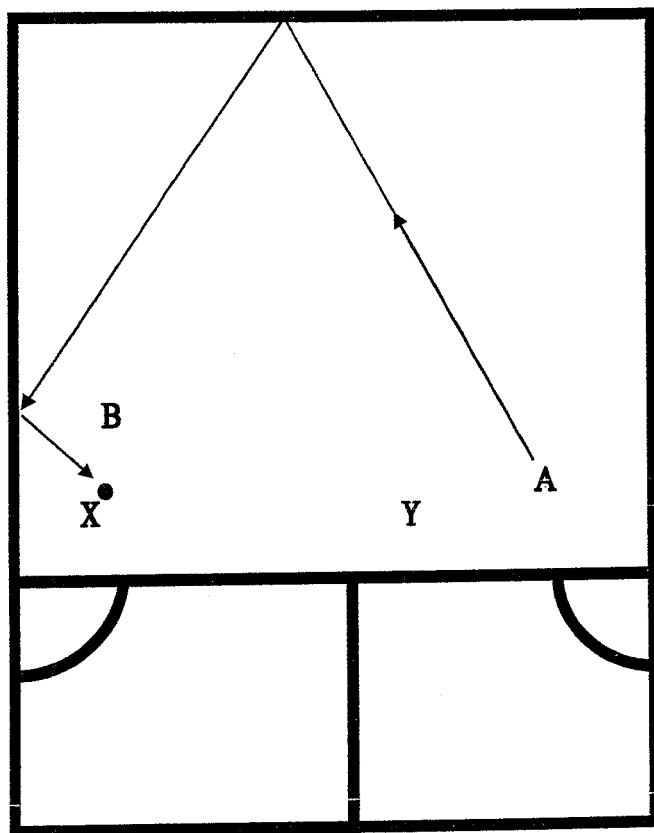
Tips for Players

SQUASH
CANADA



HEY! WHAT HAPPENS WHEN YOU ARE REPEATEDLY IN THE WAY?

Player **A** hits a cross court and his partner **B** does not move clear and prevents player **X** from playing his shot.



A “warning” is give to player **B** to move clear. Subsequently if player **B** makes no effort to clear on the same situation, then it will be “Point to **X**”.

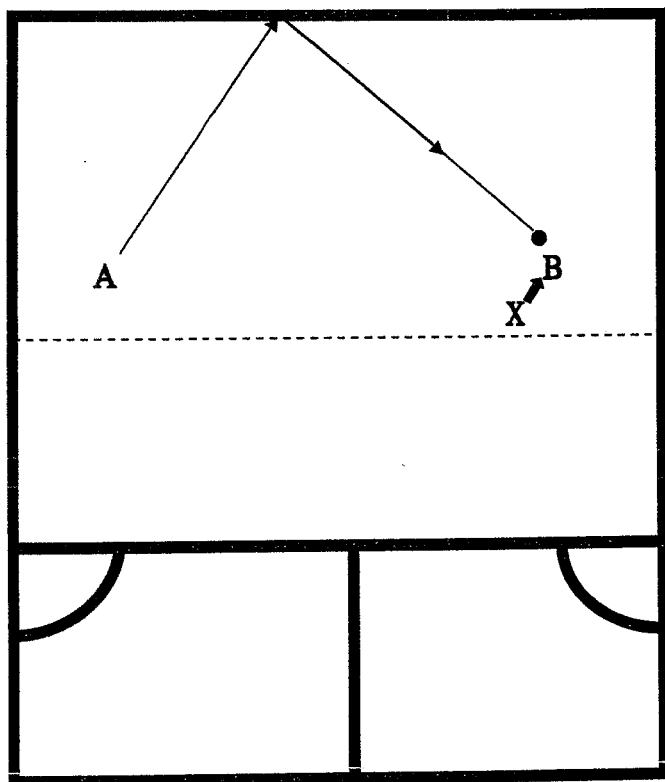
DOUBLES RULES

Tips for Players



POINT WHEN YOUR PARTNER IS IN THE WAY IN THE FRONT THIRD OF COURT

Player A hits a cross court towards his partner B. Player X is ready to play the ball but is prevented from doing so because of B's position.




Decision: "Point to X".
Player B is caught in the front third of the court, X is prevented from playing a winning shot.

DOUBLES RULES

Tips for Players

SQUASH
CANADA



HEY! WHAT HAPPENS WHEN YOU HIT THE BALL BACK AT YOURSELF?

The guideline to the situation where a player hits the ball back to himself off a straight shot as opposed to a cross court return, is as follows: **If the obstructed player, had he played the shot rather than refrained from playing it, hit his opponent with the ball traveling directly to the front wall, then a “Point” should be awarded to the obstructed player on appeal.** (It is assumed that the ball would have hit the front wall above the tin.) The reason for this awarding of a point is that the opponent has NOT cleared, which he has to do. It does not matter how deep in the court this interference occurs.

For additional clarification of this rule ask a certified doubles referee in your region.

DOUBLES RULES

Tips for Officials



Players sometimes become frustrated with officials. The following are some common causes of player frustration and how to avoid them.

1) Referees who do not focus on the match at hand

- Focus on the court and players
- Arrive early for good match preparation
- Ensure the line judges are in position at the start of each game

2) Referees who continually score the score incorrectly

- Make sure you know who the players are
- Learn a good scoring system and practice it

3) Timing of calling the score

- Allow the game to flow without interruption
- Call the score as the server is moving into the service box to serve
- Do not hold up the server

4) Be consistent and decisive

- Know the Referee's Line of Thinking
- Handle appeals quickly and concisely
- Avoid lengthy explanations to the players